



VAN CARE



VAN RACKING FORD

ABOUT US

Van Care has been a manufacturer in the field of commercial vehicle Van Racking Kits for many years. Our head office is located in Beek, The Netherlands, and our team consists of four employees. The production site is based in Poland, and has 100 employees.

Van Care offers a suitable solution for every commercial vehicle. We work with lightweight modular equipment and provide tailor-made solutions. The modular construction allows you to put together your ideal interior with the exact shelves, drawers and spaces you need.



Thanks to an extensive network of specialized dealers, we can deliver fully customized Van Racking. Kits tailored specifically to your needs. Feel free to contact us for more information and an introductory conversation.

VAN CARE PRODUCTS

Van Care products are innovative, lightweight and durable. All products are made of ultra-high strength materials, resulting in minimal weight and maximum loading capacity.



THE BEST
QUALITY



FREE
CONSULTANCY



COST
REDUCTION

SAFETY

All Van Care's Van Racking Kits are tested extensively. Crash tests are continuously being carried out at specialized research centers.

Simulation, load capacity and vibration tests are continuously researched and performed.

Time and time again our products have proven to be extremely safe. Take these results from one of our frontal impact tests for example.



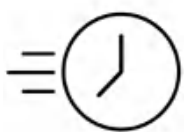
The speed of the crash test was increased from 32km/h to 50km/h. According to the report, the material had been deformed, but without creating dangerous situations for the passengers due to the loosening of parts.

SAFETY & QUALITY

ARE OUR MAIN GOALS

PROVEN QUALITY OF OUR PRODUCTS

Van Care guarantees optimal safety, today and in the future. Everything is made for functional use and safety during work and transport. The production is fully certified and complies to ISO 9001:2015 and TÜV requirements.



TIME
SAVING



PERSONALIZED
PROJECT



GREAT
TESTS RESULTS





CONTENT LIST:

TRANSIT COURIER

MODULES:

WHEEL BASE:2489mm 6-7

TRANSIT CONNECT

MODULES:

WHEEL BASE:2662mm 8-9

WHEEL BASE:3062mm 10-11

XLD LINE:

WHEEL BASE:2662mm 12

WHEEL BASE:3062mm 13

TRANSIT CUSTOM

MODULES:

WHEEL BASE:2933mm 14-15

WHEEL BASE:3300mm 16-17

XLD LINE:

WHEEL BASE:2933mm 18

WHEEL BASE:3300mm 19

TRANSIT

MODULES:

WHEEL BASE:3300mm 20-21

WHEEL BASE:3750mm 22-23

WHEEL BASE:3750MM L4 24-25



Length



Height



Depth



Weight

TRANSIT COURIER



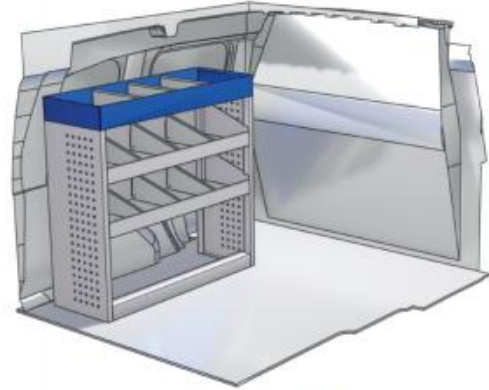
LEFT SIDE

Bronze Line

57-1-101-00



(wheel base: 2489mm)



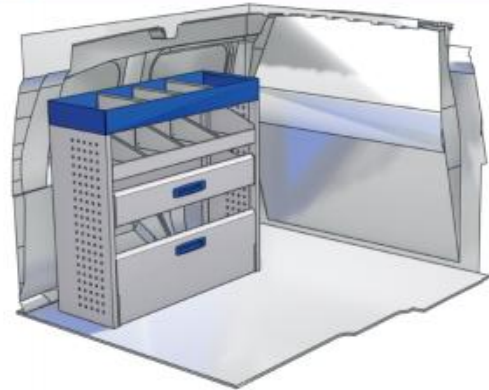
 1014mm
  980mm
  360mm
  21kg

Silver Line

57-1-103-00



(wheel base: 2489mm)



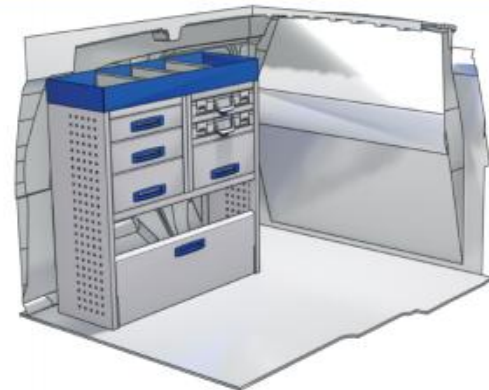
 1014mm
  980mm
  360mm
  35kg

Gold Line

57-1-150-00



(wheel base: 2489mm)



 1014mm
  1085mm
  360mm
  56kg



TRANSIT CONNECT




LEFT SIDE

Bronze Line

57-1-100-00



(wheel base: 2662mm)



L 1267mm H 980mm D 360mm 40kg

Silver Line

57-1-102-00



(wheel base: 2662mm)



L 1267mm H 980mm D 360mm 37kg

Gold Line

57-1-104-00



(wheel base: 2662mm)



L 1267mm H 980mm D 360mm 60kg



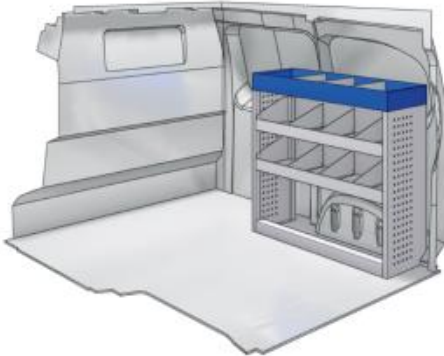
VAN CARE



**TRANSIT
CONNECT**

57-1-101-00

Bronze Line



L 1014mm **D** 980mm **D** 360mm **B** 21kg



(wheel base: 2662mm)

RIGHT SIDE

57-1-103-00

Silver Line



L 1014mm **D** 980mm **D** 360mm **B** 35kg



(wheel base: 2662mm)

57-1-150-00

Gold Line



L 1014mm **D** 1085mm **D** 360mm **B** 56kg



(wheel base: 2662mm)

TRANSIT CONNECT



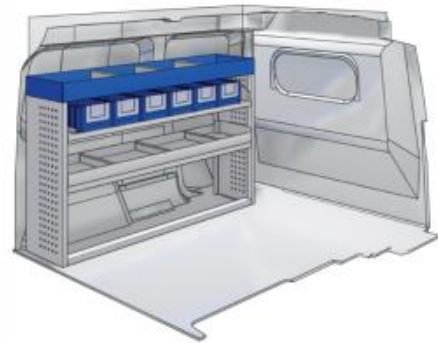
LEFT SIDE

Bronze Line

57-1-106-00



(wheel base: 3062mm)



 1521mm
  980mm
  360mm
  45kg

Silver Line

57-1-107-00



(wheel base: 3062mm)




 1521mm
  980mm
  360mm
  45kg

Gold Line

57-1-108-00



(wheel base: 3062mm)



 1521mm
  980mm
  360mm
  68kg

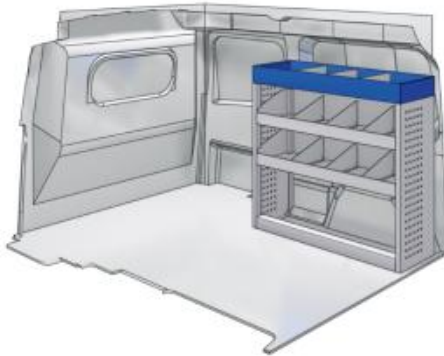


VAN CARE



TRANSIT
CONNECT

57-1-101-00



L 1014mm **D** 980mm **D** 360mm **8** 21kg

Bronze Line



(wheel base: 3062mm)

RIGHT SIDE

57-1-103-00



L 1014mm **D** 980mm **D** 360mm **8** 35kg

Silver Line



(wheel base: 3062mm)

57-1-151-00



L 1014mm **D** 1085mm **D** 360mm **8** 60kg

Gold Line



(wheel base: 3062mm)

TRANSIT CONNECT



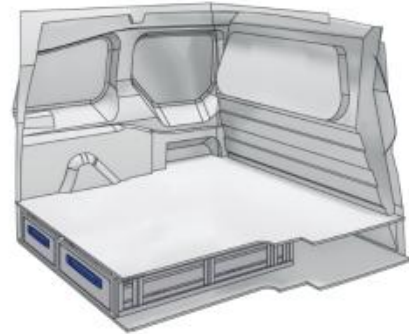
XLD LINE

Bronze Line

57-1-155-00



(wheel base: 2662mm)



1026mm 176mm 1075mm 41kg

Silver Line

57-1-109-00



(wheel base: 2662mm)



1527mm 176mm 1270mm 62kg

Gold Line

57-1-110-00



(wheel base: 2662mm)



1527mm 310mm 1270mm 111kg



VAN CARE

TRANSIT CONNECT

57-1-156-00

Bronze Line

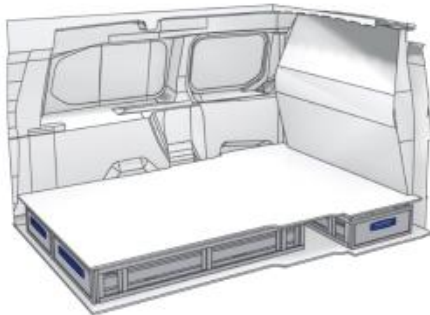


(wheel base: 3062mm)

L 1266mm **D** 176mm **D** 1075mm **8** 44kg

57-1-148-00

Silver Line



(wheel base: 3062mm)

L 1732mm **D** 176mm **D** 1266mm **8** 65kg

57-1-113-00

Gold Line



(wheel base: 3062mm)

L 1732mm **D** 310mm **D** 360mm **8** 120kg

TRANSIT CUSTOM



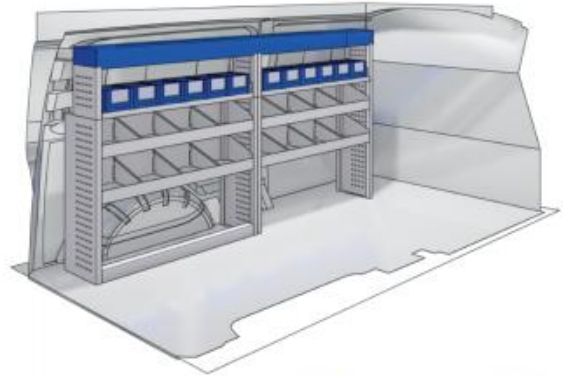
LEFT SIDE

Bronze Line

57-1-120-00



(wheel base: 2933mm)



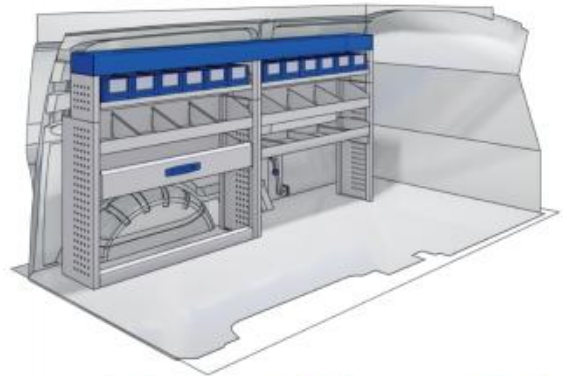
 2028mm
  1260mm
  360mm
  53kg

Silver Line

57-1-122-00



(wheel base: 2933mm)



 2028mm
  1225mm
  360mm
  65kg

Gold Line

57-1-124-00



(wheel base: 2933mm)



 2028mm
  1260mm
  360mm
  78kg



VAN CARE



**TRANSIT
CUSTOM**

57-1-121-00



L 1267mm **D** 1085mm **D** 360mm **B** 48kg

Bronze Line



(wheel base: 2933mm)

RIGHT SIDE

57-1-123-00



L 1267mm **D** 1085mm **D** 360mm **B** 66kg

Silver Line



(wheel base: 2933mm)

57-1-105-00



L 1267mm **D** 1085mm **D** 360mm **B** 63kg

Gold Line



(wheel base: 2933mm)

TRANSIT CUSTOM



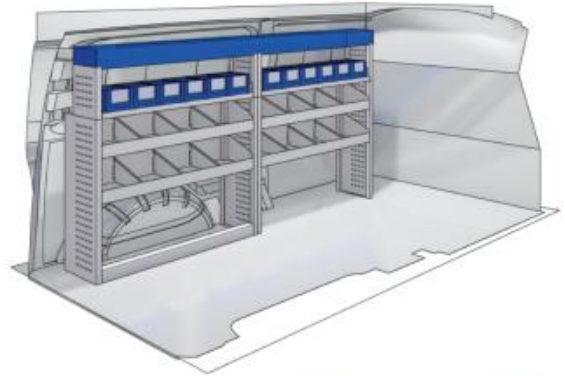
LEFT SIDE

Bronze Line

57-1-120-00



(wheel base: 3300mm)



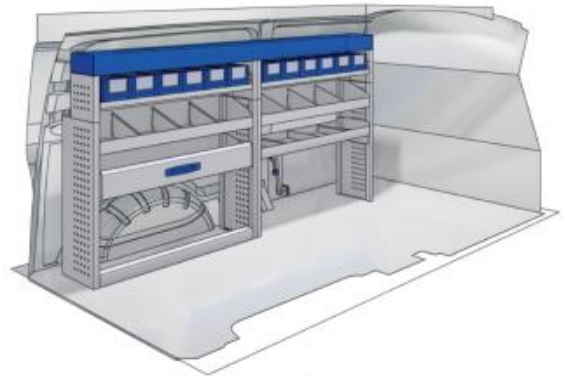
 2028mm
  1260mm
  360mm
  53kg

Silver Line

57-1-122-00



(wheel base: 3300mm)



 2028mm
  1225mm
  360mm
  65kg

Gold Line

57-1-124-00



(wheel base: 3300mm)



 2028mm
  1260mm
  360mm
  78kg

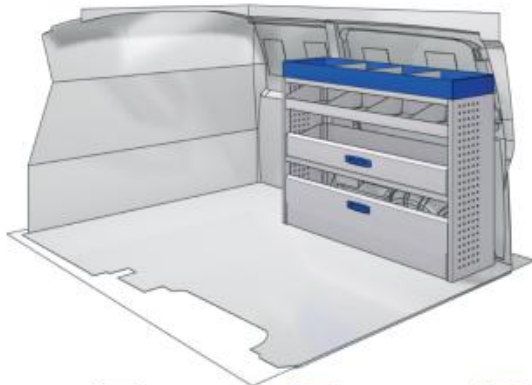


VAN CARE



**TRANSIT
CUSTOM**

57-1-125-00



L 1521mm **D** 1085mm **D** 360mm **B** 56kg

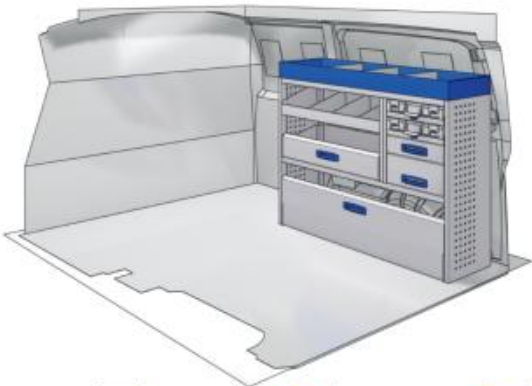
Bronze Line



(wheel base: 3300mm)


RIGHT SIDE

57-1-126-00



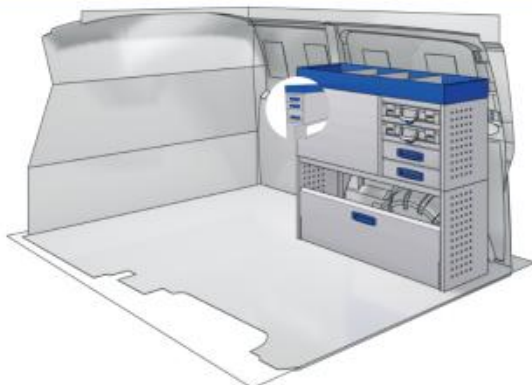
L 1521mm **D** 1085mm **D** 360mm **B** 73kg

Silver Line



(wheel base: 3300mm)

57-1-105-00



L 1267mm **D** 1085mm **D** 360mm **B** 63kg

Gold Line



(wheel base: 3300mm)

TRANSIT CUSTOM



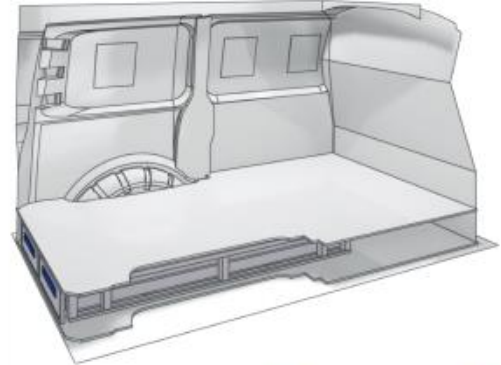
XLD LINE

Bronze Line

57-1-154-00



(wheel base: 2933mm)



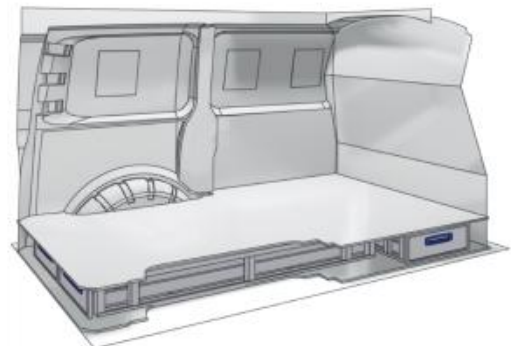
 1526mm  176mm  1218mm  52kg

Silver Line

57-1-127-00



(wheel base: 2933mm)



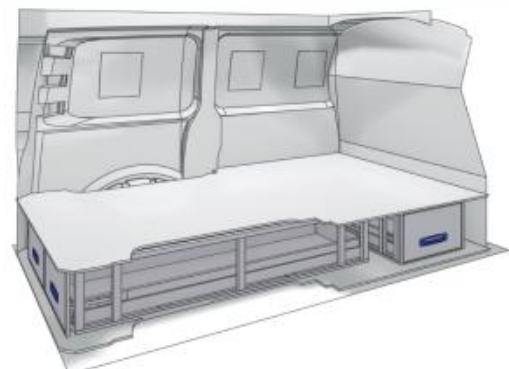
 2106mm  176mm  1526mm  76kg

Gold Line

57-1-128-00



(wheel base: 2933mm)



 2106mm  310mm  1526mm  98kg



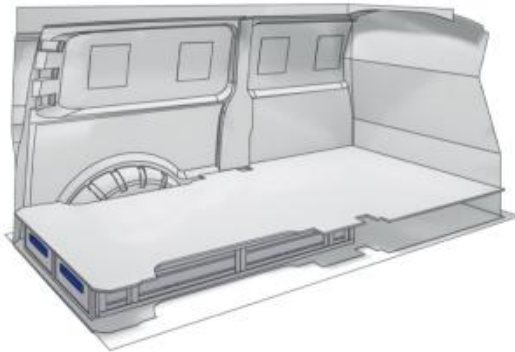
VAN CARE



**TRANSIT
CUSTOM**

57-1-154-00

Bronze Line

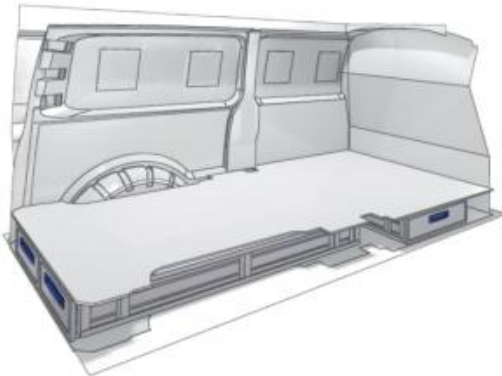


(wheel base: 3300mm)

L 1526mm **D** 176mm **D** 1218mm **8** 52kg

57-1-130-00

Silver Line

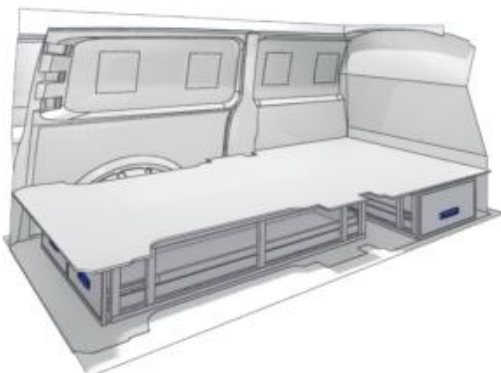


(wheel base: 3300mm)

L 2135mm **D** 176mm **D** 1526mm **8** 78kg

57-1-131-00

Gold Line



(wheel base: 3300mm)

L 2135mm **D** 310mm **D** 1526mm **8** 99kg

TRANSIT



VAN CARE

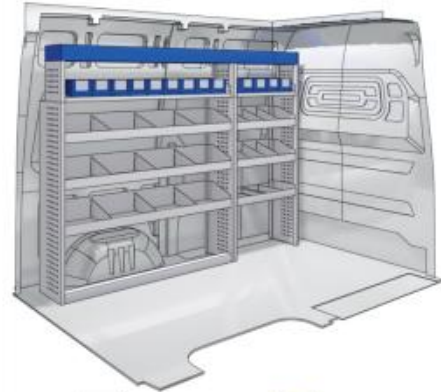
LEFT SIDE

Bronze Line

57-1-133-00



(wheel base: 3300mm)



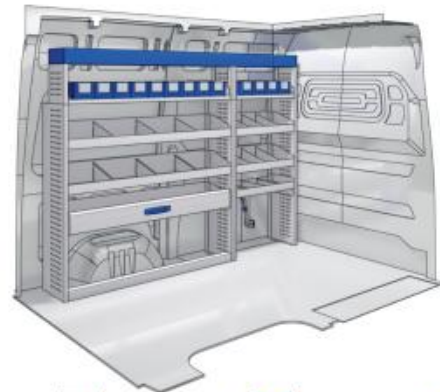
2281mm 1750mm 360mm 73kg

Silver Line

57-1-135-00




(wheel base: 3300mm)



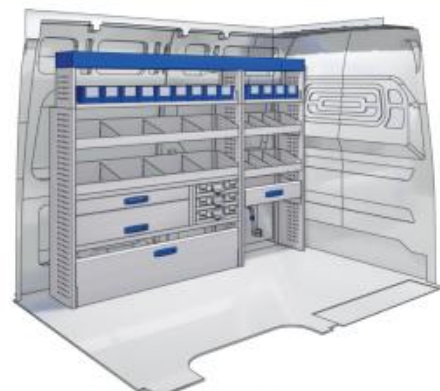
2281mm 1750mm 360mm 83kg

Gold Line

57-1-136-00



(wheel base: 3300mm)



2281mm 1750mm 360mm 120kg



VAN CARE



TRANSIT

57-1-134-00

Bronze Line



1267mm 1750mm 360mm 60kg



(wheel base: 3300mm)

RIGHT SIDE

57-1-123-00

Silver Line



1267mm 1085mm 360mm 60kg



(wheel base: 3300mm)

57-1-105-00

Gold Line



1267mm 1085mm 360mm 63kg



(wheel base: 3300mm)

TRANSIT



VAN CARE


LEFT SIDE

Bronze Line

57-1-137-00



(wheel base: 3750mm)




 2788mm  1750mm  360mm  80kg

Silver Line

57-1-135-00



(wheel base: 3750mm)



 2788mm  1750mm  360mm  90kg

Gold Line

57-1-140-00



(wheel base: 3750mm)



 2788mm  1750mm  360mm  130kg



VAN CARE



TRANSIT

57-1-138-00

Bronze Line



L 1521mm **D** 1750mm **D** 360mm **B** 66kg



(wheel base: 3750mm)

RIGHT SIDE

57-1-123-00

Silver Line



L 1267mm **D** 1085mm **D** 360mm **B** 75kg



(wheel base: 3750mm)

57-1-105-00

Gold Line



L 1267mm **D** 1085mm **D** 360mm **B** 63kg



(wheel base: 3750mm)

TRANSIT



VAN CARE

LEFT SIDE

Bronze Line

57-1-142-00



(wheel base: 3750mm L4)



3802mm 1750mm 360mm 110kg

Silver Line

57-1-145-00



(wheel base: 3750mm L4)



3802mm 1750mm 360mm 120kg

Gold Line

57-1-146-00



(wheel base: 3750mm L4)



3802mm 1750mm 360mm 160kg



VAN CARE



TRANSIT

57-1-143-00

Bronze Line



 2281mm  1750mm  360mm  108kg

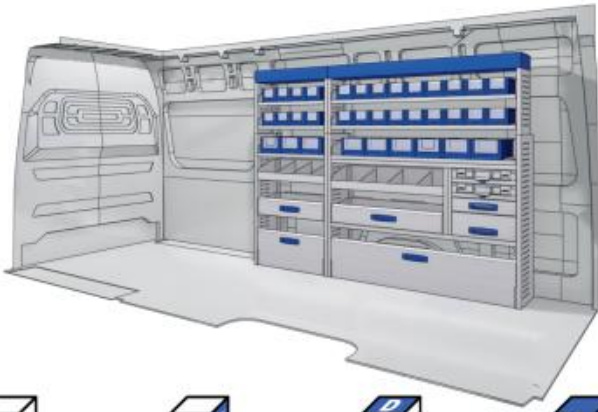


(wheel base: 3750mm L4)

RIGHT SIDE

57-1-152-00

Silver Line



 2281mm  1750mm  360mm  128kg



(wheel base: 3750mm L4)

57-1-153-00

Gold Line



 2025mm  1750mm  360mm  143kg



(wheel base: 3750mm L4)



 **NOLAKO**

 5570 0201  tj@nolako.dk  www.nolako.dk

Mosevej 12 C · 4700 Næstved